

(1) (a) Statement showing Revised Shareholding Pattern

Name of the Company : SVAM SOFTWARE LIMITED


Scrip Code : 523722

Scrip ID: SVAMSOF

Class of Security : Equity Share


Quarter Ended : 30th September , 2013

Partly paid-up shares :	No. of partly paid up shares	As a % of total no. of partly paid-up shares	As a % of total no. of shares of the Company
Held by Promoter / Promoters Group	NIL	N.A.	N.A.
Held by Public	NIL	N.A.	N.A.
Total	NIL	N.A.	N.A.
<b>Outstanding convertible securities :</b>	<b>No. of outstanding securities</b>	<b>As a % of total no. of outstanding convertible securities</b>	<b>As a % of total no. of shares of the Company, assuming full conversion of the convertible securities</b>
Held by Promoter / Promoters Group	NIL	N.A.	N.A.
Held by Public	NIL	N.A.	N.A.
Total	NIL	N.A.	N.A.
<b>Warrants :</b>	<b>No. of warrants</b>	<b>As a % of total no. of warrants</b>	<b>As a % of total no. of shares of the Company, assuming full conversion of warrants</b>
Held by Promoter / Promoters Group	NIL	N.A.	N.A.
Held by Public	NIL	N.A.	N.A.
Total	NIL	N.A.	N.A.
Total paid up capital of the Company assuming full conversion of warrants and convertible securities			
Rs. 168,890,000			
(divided into 16889000 Equity Shares of Rs. 10/- each)			







Statement Showing Revised Shareholding Pattern									
Name of the Company :		SVAM SOFTWARE LIMITED							
Scrip Code : 523722		Quarter Ended : 30th September 2013							
Category code	Category of Shareholder	Number of Shareholders	Total number of shares	Number of shares held in dematerialized form	Total shareholding as a		Number of shares	As a	Shares Pledged or otherwise
					As a percentage of (A+B)¹	percentage of (A+B+C)			
(A)	Shareholding of Promoter and Promoter Group²								
1	Indian								
(a)	Individuals/ Hindu Undivided Family	2	2442600	2442600	14.46	14.46	0	0.00	0.00
(b)	Central Government/ State Government(s)	0	0	0	0.00	0.00	0	0.00	0.00
(c)	Bodies Corporate	0	0	0	0.00	0.00	0	0.00	0.00
(d)	Financial Institutions/ Banks	0	0	0	0.00	0.00	0	0.00	0.00
(e)	Any Others(Specify)	0	0	0	0.00	0.00	0	0.00	0.00
(e-i)									
(e-ii)									
	Sub Total(A)(1)	2	2442600	2442600	14.46	14.46	0	0.00	0.00
2	Foreign								
a	Individuals (Non-Residents Individuals/ Foreign Individuals)	0	0	0	0.00	0.00	0	0.00	0.00
b	Bodies Corporate	0	0	0	0.00	0.00	0	0.00	0.00
c	Institutions	0	0	0	0.00	0.00	0	0.00	0.00
d	Any Others(Specify)	0	0	0	0.00	0.00	0	0.00	0.00
d-i									
d-ii									



	Sub Total(A)(2)	0	0	0	0	0.00	0.00	0	0.00
	Total Shareholding of Promoter and Promoter Group (A)= (A)(1)+(A)(2)	2	2442600	2442600		14.46	14.46	0	0.00
(B)	Public shareholding								
1	Institutions								
(a)	Mutual Funds/ UTI	1	4000	0		0.02	0.02	0	0.00
(b)	Financial Institutions / Banks	5	3100	1900		0.02	0.02	0	0.00
(c)	Central Government/ State Government(s)	0	0	0		0.00	0.00	0	0.00
(d)	Venture Capital Funds	0	0	0		0.00	0.00	0	0.00
(e)	Insurance Companies	0	0	0		0.00	0.00	0	0.00
(f)	Foreign Institutional Investors	0	0	0		0.00	0.00	0	0.00
(g)	Foreign Venture Capital Investors	0	0	0		0.00	0.00	0	0.00
(h)	Any Other (specify)	0	0	0		0.00	0.00	0	0.00
(h-i)									
(h-ii)									
	Sub-Total (B)(1)	6	7100	1900		0.04	0.04	0	0.00
B 2	Non-institutions								
(a)	Bodies Corporate	257	1348303	1166536		7.98	7.98	0	0.00
(b)	Individuals								
	Individuals -i. Individual shareholders holding nominal share capital up to Rs 1 lakh								
I		30508	9075705	5691561		53.74	53.74	0	0.00
II	ii. Individual shareholders holding nominal share capital in excess of Rs. 1 lakh.								
(c)	Any Other Specify (NRI)	81	3128165	2857085		18.52	18.52	0	0.00
(c-i)	Clearing House/Public Trust	994	617200	111800		3.65	3.65	0	0.00
(c-ii)	Corporate Bodies-OCB	0	0	0		0.00	0.00	0	0.00
(c-iii)	Intermediary/ Other Depository A/c	3	6609	0		0.04	0.04	0	0.00
(c-iv)	Hindu Undivided Family	0	0	0		0.00	0.00	0	0.00
		125	263024	263024		1.56	1.56	0	0.00



(c-v)	Clearing Member	3	303	303	0.00	0.00	0	0.00
	Sub-Total (B)(2)	31971	14439300	10090309	85.50	85.50	0	0.00
(B)	Total Public Shareholding (B)= (B)(1)+(B)(2)	31977	14446400	10092209	85.54	85.54	0	0.00
	TOTAL (A)+(B)	31979	16889000	12534809	100.00	100.00	0	0.00
(C)	Shares held by Custodians and against which Depository Receipts have been issued	0	0	0	0.00	0.00	0	0.00
	GRAND TOTAL (A)+(B)+(C)	31979	16889000	12534809	100.00	100.00	0	0.00


  
 S. N. A. R.
   
 For Syam Software Ltd.

(1)(b) Statement showing holding of securities (including shares, warrants, convertible securities) of persons belonging to the category "Promoter and Promoter Group"

Sr. No.	Name of the shareholder	Details of Shares held			Encumbered shares (*)			Details of warrants			Details of convertible securities		Total shares (including underlying shares assuming full conversion of warrants and convertible securities) as a % of diluted share capital
		Number of shares held	As a % of grand total (A)+(B)+(C)	No.	As a percentage	As a % of grand total (A)+(B)+(C) of sub-clause (I)(a)	Number of warrants held	As a % total number of warrants of the same class	Number of convertible securities held	As a % total number of convertible securities of the same class			
(i)	(ii)	(iii)	(iv)	(v)	(vi)=(v)/(iii)*100	(vii)	(viii)	(ix)	(x)	(xi)	(xii)		
1	MANISHA AGARWAL	1200000	7.11	0	0.00	0.00	0	0	0	0	0		
2	OM PRAKASH AGARWAL	1242600	7.36	0	0.00	0.00	0	0	0	0	0		
<b>TOTAL</b>		<b>2442600</b>	<b>14.46</b>	<b>0</b>	<b>0.00</b>	<b>0.00</b>	<b>0</b>	<b>0</b>	<b>0</b>	<b>0</b>	<b>0</b>		

(\*) The term "encumbrance" has the same meaning as assigned to it in regulation 28(3) of the SAST Regulations, 2011



(ii)(b) Statement showing Holding of Depository Receipts (DRs), where underlying shares are in excess of 1% of the total number of shares.

Sr. No.	Name of the DR Holder	Type of outstanding DR (ADRs, GDRs, SDRs, etc.)	Number of shares underlying outstanding DRs	Shares underlying outstanding DRs as a percentage
1	NOT APPLICABLE	0	0	0.00
<b>TOTAL</b>		<b>0</b>	<b>0</b>	<b>0.00</b>


  
 FocSwin Software Ltd.  
 (Director)





(D)(c)(ii) Statement showing holding of securities (including shares, warrants, convertible securities) of persons (together with PAC) belonging to the category "Public" and holding more than 5% of the total number of shares of the company

Sr. No.	Name(s) of the shareholder(s) and the Persons Acting in Concert (PAC) with them	Number of shares	Shares as a percentage of total number of shares i.e. Grand Total (A)+(B)+(C) indicated in	Details of warrants		Details of convertible		Total shares (including underlying shares assuming full conversion of warrants and convertible
				Number of warrants	As a % total number of warrants of the same class	Number of convertible securities held	% w.r.t total number of convertible securities of the same class	
1		Nil	Nil	Nil	Nil	Nil	Nil	Nil
TOTAL		Nil	Nil	Nil	Nil	Nil	Nil	Nil



(1)(d) Statement showing details of locked-in shares

Sr. No.	Name of the shareholder	Number of locked-in shares	Locked-in shares as a percentage of total number of shares [i.e., Grand Total (A)+(B)+(C) indicated in Statement at para (1)(a) above]
1	NOT APPLICABLE		
2			
<b>TOTAL</b>		<b>0</b>	<b>-0.01</b>

(1)(a) Statement showing details of Depository Receipts (DRs)

Sr. No.	Type of outstanding DR (ADRs, GDRs, SDRs, etc.)	Number of outstanding DRs	Number of shares underlying outstanding DRs	Shares underlying outstanding DRs as a percentage of total
1	NOT APPLICABLE	0	0	0.00
<b>TOTAL</b>		<b>0</b>	<b>0</b>	<b>0.00</b>

