

SVAM SOFTWARE LIMITED

Regd. Office : S-524, Vikas Marg, Shakarpur, Delhi-110092

UNAUDITED FINANCIAL RESULTS FOR THE QUARTER ENDED 30th JUNE, 2014

(₹ In 000)

Sr. No.	PARTICULARS	Quarter Ended			Year Ended
		30 June'14	31 Mar'14	30 June'13	31 Mar'14 (Audited)
1	Income from Operations				
	(a) Net Sales/Income from Operations	-	25,510.00	27,619.00	81,574.00
	(b) Other Income	1,200.00	2,400.00	1,530.00	4,165.00
	Total Income	1,200.00	27,910.00	29,149.00	85,739.00
2	EXPENDITURE				
	(a) Cost of materials consumed	-	-	-	-
	(b) Purchases of Stock-in-trade	-	25,095.00	27,481.00	78,681.00
	(c) Changes in Inventories of finished goods, work-in-progress and stock-in-trade	-	0.00	0.00	1,870.00
	(d) Employee Benefits Expense	350.00	399.00	810.00	1,666.00
	(e) Depreciation & Amortization	170.00	784.00	0.00	784.00
	(f) Administrative & Other Expenses	600.00	605.00	762.00	2,519.00
	Total Expenses	1,120.00	26,883.00	29,053.00	85,520.00
3	Profit from ordinary activities before tax	80.00	1,027.00	96.00	219.00
4	Tax Expense				
	(a) Current Tax	14.80	317.00	-	40.00
	(b) Deferred Tax	-	-	-	68.00
5	Net Profit for the Period	65.20	710.00	96.00	111.00
6	Paid up Equity Share Capital, Equity Shares of ₹ 10 each	16,88,90,000	16,88,90,000	16,88,90,000	16,88,90,000
7	Reserves excluding revaluation reserves as per balance sheet of previous accounting year	0.00	26,575.00	26,590.00	26,575.00
8	Earnings per share (Face value of ₹ 10 each)				
	(a) Basic	0.00	0.00	0.00	0.00
	(b) Diluted	0.00	0.00	0.00	0.00
A	PARTICULARS OF SHAREHOLDING				
1	Public shareholding				
	- Number of shares	1,44,46,400	1,44,46,400	1,44,46,400	1,44,46,400
	- Percentage of shareholding	85.54%	85.54%	85.54%	85.54%
2	Promoters & Promoter Group Shareholding				
	(a) Pledged/ Encumbered				
	- Number of shares				
	- Percentage of shares (as a % of the total shareholding of promoter and promoter group)	0.00%	0.00%	0.00%	0.00%
	- Percentage of shares (as a % of the total share capital of the company)	0.00%	0.00%	0.00%	0.00%
	(b) Non-Encumbered				
	- Number of shares	24,42,600	24,42,600	24,42,600	24,42,600
	- Percentage of shares (as a % of the total shareholding of promoter and promoter group)	100%	100%	100%	100%
	- Percentage of shares (as a % of the total share capital of the company)	14.46%	14.46%	14.46%	14.46%


1. The aforesaid results have been duly received by Audit Committee and approved by the Board of Directors at the meeting of Board of Directors held on 14.08.2014.

2. The above results are subject to audit report by the statutory auditors of the Company.

3. Figures of previous year have been reclassified/regrouped/consolidated wherever necessary

4. No Investor complaint was received during the quarter.

5. Company has closed its software/hardware division.

By the order of 
For Svam Software Limited

Place: Delhi

Date : 14.08.2014

SNMG & CO.
CHARTERED ACCOUNTANTS
E-35, LGF, Lajpat Nagar-III, New Delhi-110024
Ph. : 41022495 Telefax : 46520716
email : ngconsultants@gmail.com


LIMITED REVIEW REPORT


We have reviewed the accompanying statement of Unaudited Financial Results of M/s **Svam Software Limited** having its registered office at S-524, Vikas Marg, Shakarpur, Delhi-110092 for the quarter ended 30th June 2014 except for the disclosures regarding 'Public Shareholding' and Promoter and Promoter Group Shareholding' which have been traced from disclosures made by the management and have not been audited by us. This statement is the responsibility of the Company's Management and has been approved by the Board of Directors. Our responsibility is to issue a report on these financial statements based on our review.

We conducted our review in accordance with the Standard on Review Engagement (SRE), 2410 engagements to Review Financial Statements issued by the Institute of Chartered Accountants of India. This standard requires that we plan and perform the review to obtain moderate assurance as to whether the financial statements are free of material misstatement. A review is limited primarily to inquiries of company personnel and analytical procedures applied to financial data and thus provides less assurance than an audit. We have not performed an audit and accordingly, we do not express an audit opinion.

Based on our review conducted as above, nothing has come to our attention that causes us to believe that the accompanying statement of unaudited financial results prepared in accordance with applicable accounting standards and other recognized accounting practices and policies has not disclosed the information required to be disclosed in terms of Clause 41 of the Listing Agreement including the manner in which it is to be disclosed, or that it contains any material misstatement.

For SNMG & Co.
Chartered Accountants
Firm No. 004921N


(NEERAJ GUPTA)
Partner
M. No. 087004



Place: New Delhi
Date: August 14, 2014